

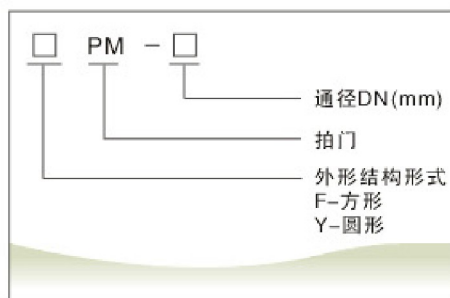


● 用途 Applications

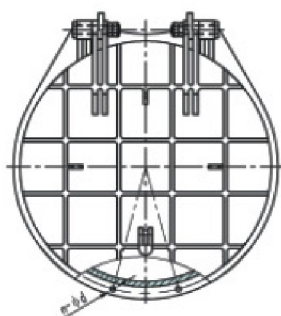
适用于给排水工程中的各种管道和水泵出口作溢流、止回作用，也可用于各种竖井井盖。仅用于单向水流的圆形、方形或矩形出口，结构简单，工作可靠，无需人力操作，可用法兰连接，也可与预埋件连接固定。

It's suitable for the overflow or the check of pipes and ditches in water supply and sewage treatment engineering, also used as the lid of various shaft wells. It is only used in a round, a square or a rectangular outlet through which the water runs in one way. It is simple in structure, reliable in work, needn't use manual operation, and can be connected with flanges and fixed to pre-embedded part.

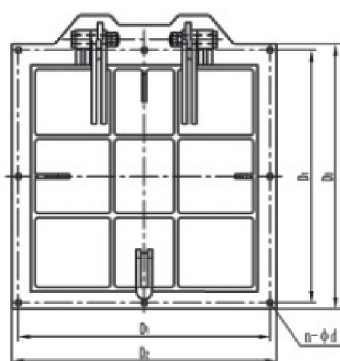
● 型号示例 Type and Its Indication



● 外形与安装尺寸表 Shape and Size



YPM外形



FPM外形



公称口径	D	D1	D2	L	n-φd
Φ400	400	495	540	230	16-Φ23
Φ500	500	600	645	280	16-Φ23
Φ600	600	705	755	330	20-Φ26
Φ700	700	810	860	330	24-Φ26
Φ800	800	920	975	330	24-Φ30
Φ900	900	1020	1075	350	24-Φ30
Φ1000	1000	1120	1175	380	28-Φ30
Φ1200	1200	1320	1375	420	32-Φ30
Φ1400	1400	1520	1575	480	36-Φ30
□300	300	390	460	200	4-Φ18
□400	400	520	590	230	4-Φ18
□600	600	765	835	330	8-Φ23
□800	800	950	1050	330	8-Φ23
□1000	1000	1150	1250	380	8-Φ23



玻璃钢浮箱圆拍门



铸铁圆拍门



钢制浮箱圆拍门

● 订货须知 Ordering Instructions

1. 注明材质（铸铁、钢制或玻璃钢），不注明时按铸铁生产。
2. 正向承受水头不超过8m，超过时请注明水头。
3. 安装时最好采用法兰连接，当采用预埋件连接时，预埋件的设置请参照铸铁镶铜闸门样本中的预埋钢板形式。
4. 圆拍门法兰标准为GB9119-2000，0.6MPa。
5. 另有钢制浮箱拍门，资料备索。

1. Note material (cast-iron, steel or glass steel); otherwise see as cast iron.
2. The forward bearing water head is not higher than 8m. If it goes beyond, please note.
3. It is better to connect them with flanges at installation. When take pre-embedded part as connector, please refer to the pre-embedded steel plate form in the "Sample of Cast-iron Bronze-inlaid Gate".
4. The flange standard for round flapper is GB9119-2000, 0.6MPa.
5. The steel float tank flapper is also available. Information is available upon request.